



2022 INDIANA BEHAVIORAL HEALTH WORKFORCE BRIEF

Includes Behavioral Health and Human Services Professionals, Psychiatric Advanced Practice Registered Nurses, and Psychiatrists



TABLE OF CONTENTS

SUMMARY

The Indiana Behavioral Health Workforce	3
Trends in Licensing and Reporting by Profession	4

PROFESSIONS

Addiction Counselors.....	5
Clinical Addiction Counselors	7
Social Workers	9
Marriage and Family Therapists	12
Mental Health Counselor	14
Psychiatric Providers	16

MAPS

Indiana Psychiatrists: Capacity & Distribution.....	18
Indiana Psychiatric Advanced Registered Nurses (APRN): Capacity & Distribution.....	19
Mental Health: Capacity & Distribution	20

POLICY

Behavioral health Workforce Policy Highlights	22
Acknowledgements.....	23

ACKNOWLEDGEMENTS

COPYRIGHT

© Bowen Center for Health Workforce Research and Policy
Department of Family Medicine
Indiana University School of Medicine
1110 W. Michigan Street, Suite 200
Indianapolis, IN 46202

RECOMMENDED CITATION

2022 Indiana Behavioral Health Workforce Brief (2024). Bowen Center for Health Workforce Research and Policy. Indiana University School of Medicine

AUTHORED BY

Madison Bott, Policy Analyst
Courtney Medlock, Assistant Director of Policy and Strategy

CONTRIBUTIONS BY

Hannah L. Maxey, Director
Sierra Vaughn, Assistant Director of Data and Research
Yan Ge, Research Data Assistant
Devan Gannon, Visual Communications Specialist

Please address any correspondence regarding this document to the Bowen Center via email at bowenctr@iu.edu or by phone at 317.278.4818.

2022 INDIANA BEHAVIORAL HEALTH WORKFORCE BRIEF

Indiana is fortunate to have a robust mechanism to identify, quantify, and describe the behavioral health workforce throughout the state. The behavioral health professions included in this brief are licensed by their respective boards (see figure on right), each of which resides under the Indiana Professional Licensing Agency (PLA). For the past few decades, Indiana behavioral health professionals have provided information on their demographic, education, and practice characteristics through a series of supplemental questions embedded within the license renewal process.

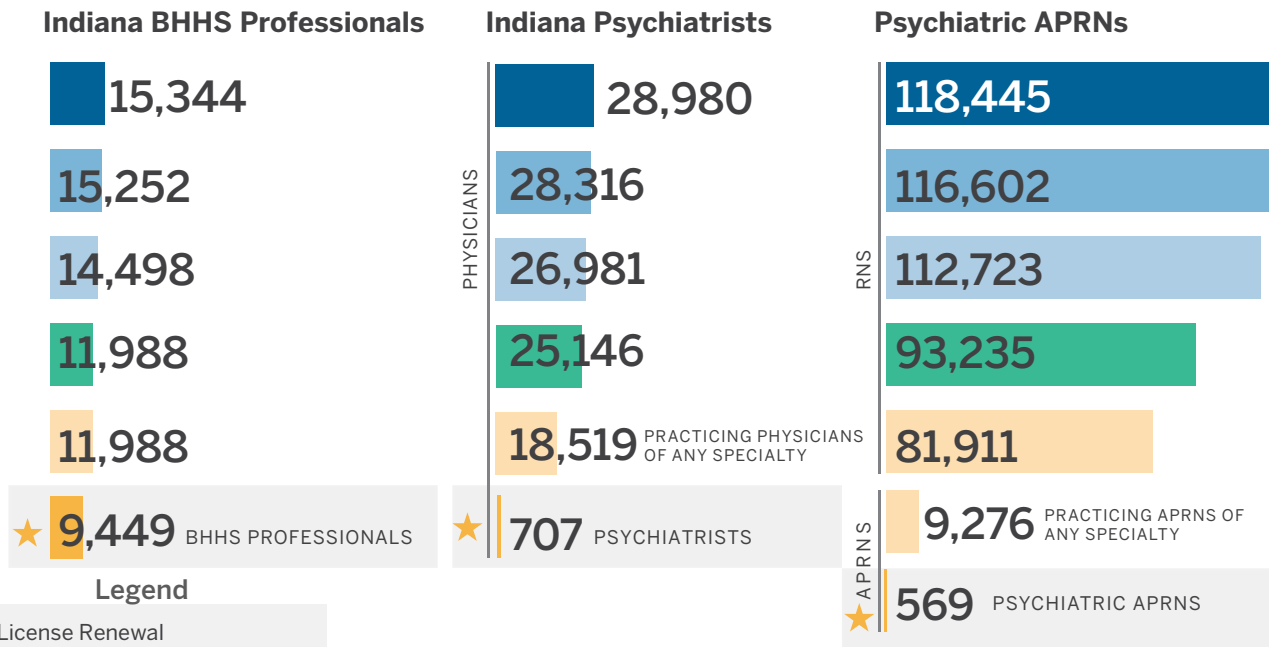
Since 2018, these behavioral health licensees (and other selected health professions) who completed license renewal online have been required to provide key information back to the State to support policy and planning.^{1,2} The below diagram demonstrates the total number of professionals per license type. The information in the brief represents the **unique individuals who report serving Hoosiers** and are therefore contributing to Indiana's behavioral health workforce.

INDIANA BEHAVIORAL HEALTH WORKFORCE REGULATORY ENTITIES



*Note: Psychologists are an important component of Indiana's behavioral health workforce. However, data on these professionals were unfortunately unavailable at the time of publication of this report. A supplemental brief dedicated to psychologists is forthcoming.

PROFESSIONALS INCLUDED IN THIS BRIEF



Legend

- License Renewal
- Active License
- Online Renewal
- Actively Practicing
- Indiana Practice or Telehealth Services in Indiana
- Unique Individuals
- ★ Professionals Included in this Brief

INCLUSION

- Active license status
- Renewed license online
- Actively practicing
- Practice located in Indiana or provides telehealth to Hoosiers
- Specialty in Psychiatry (Physicians and APRNS only)

EXCLUSION

- Inactive license status
- Renewed license offline
- Not actively practicing
- Not providing services in Indiana

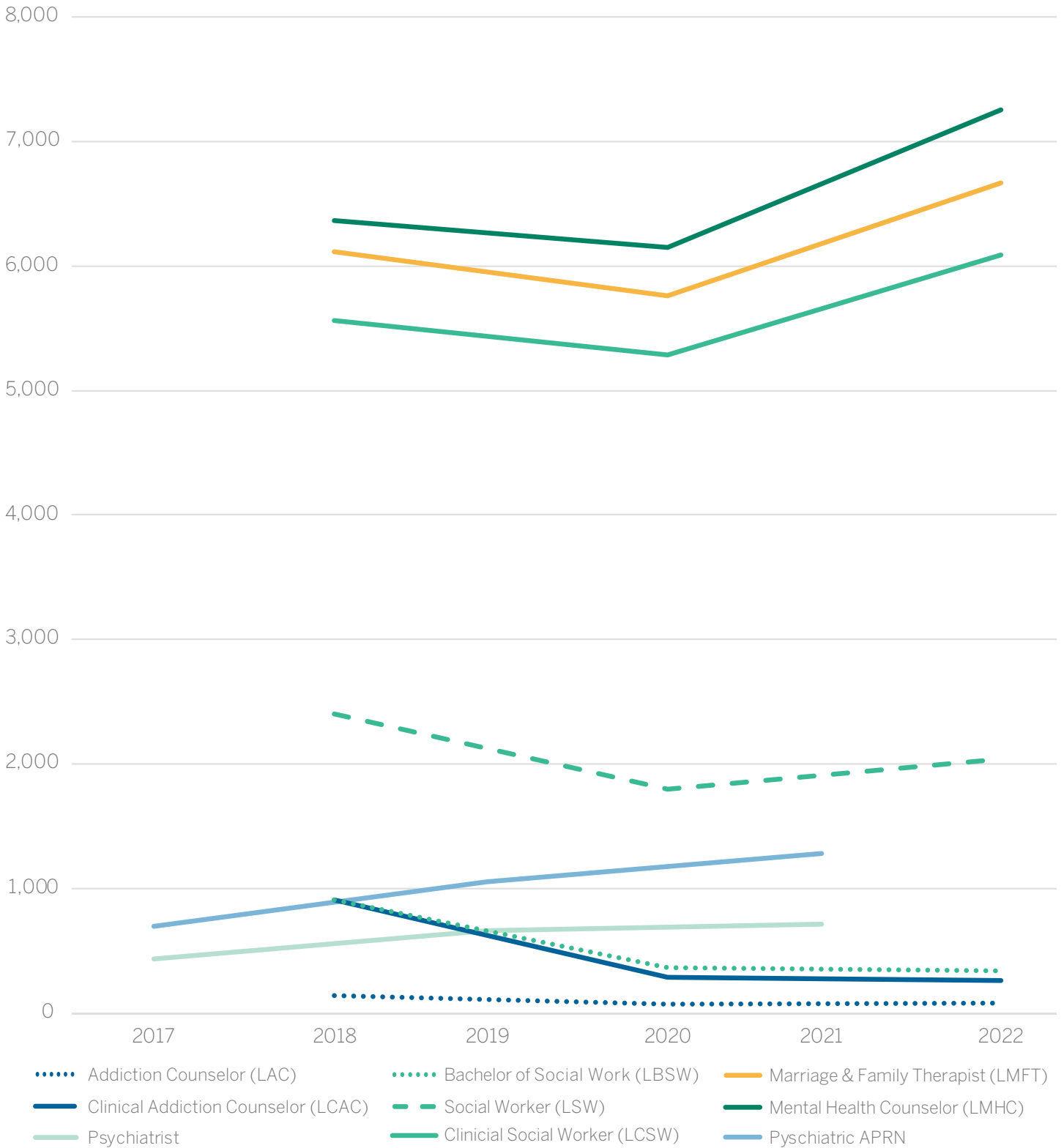
1. Indiana Code 25-1-2-10. Available at: <https://iga.in.gov/laws/2023/ic/titles/25#25-1-2-10>

2. Questions administered to BHHS professionals, APRNs, and psychiatrists can be found at: <https://scholarworks.iupui.edu/server/api/core/bitstreams/49fa2195-6b4b-43d1-9332-6ae6d8d46b52/content>

3. <https://scholarworks.iupui.edu/server/api/core/bitstreams/b0eda77a-be20-4e73-860f-fb31603fd254/content> <https://scholarworks.iupui.edu/server/api/core/bitstreams/7cf9f407-86dc-448b-9970-d2ea9bf2c8f6/content>

ACTIVE INDIANA WORKFORCE LICENSING BY PROFESSION

The following graphs demonstrate the biennial differences in total license renewals, survey respondents, and the reporting sample.



Note: Since 2020, after the implementation of SEA 223-2018, survey respondents have represented 100% of licensees completing renewal online. Those who completed their license renewals manually (paper renewal) represent the remaining non-respondents.

ADDICTION COUNSELORS

Licensed Addiction Counselor Associate (LACA)

Licensed Addiction Counselor (LAC)

How are these professionals trained and what do they do?



Bachelor's degree in addiction counseling or related area (839 IAC 1-5.5-1)

EDUCATION



As a part of educational program: 700 hours of clinical addiction counseling, including 280 face-to-face client contact hours and 35 supervised hours (IC 25-23.6-10.5-6); **Two years of addiction counseling experience (150 supervised hours), 50% of which can be virtual (IC 25-23.6-10.5-7) (LAC only)**

TRAINING

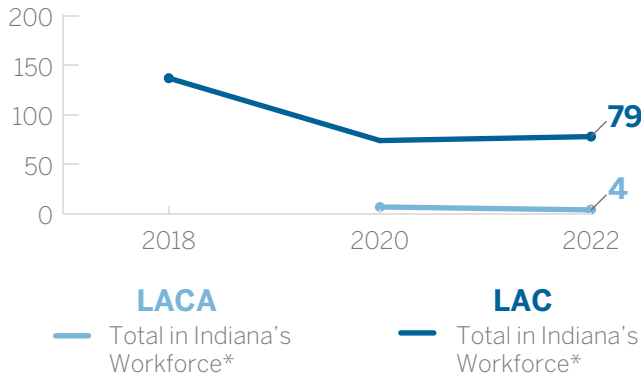


Conduct structured interviews, assist in treatment planning, refer for assessment/diagnosis/evaluation/therapy, provide education, participate in team-based treatments, provide counseling. NO psychotherapy or diagnosis. (IC 25-23.6-1-5.7)

PRACTICE

Must be under supervision (LACA only)

What are the trends in the Indiana Addiction Counselors workforce?



*Denotes individuals actively practicing and who report this license as their primary license type from 2020 forward.

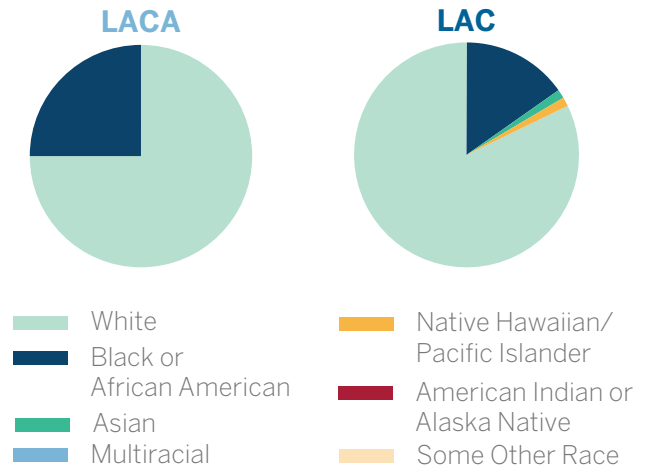
⚠ License counts for Indiana addiction counselors seem to be experiencing a downward trend.

What are Indiana Addiction Counselors' reported employment plans for the next two years?

	LACA	LAC
👍 Continue as you are ↓ from 100% in 2020	75.0%	75.0% ↑ from 63.5% 2020
⊕ Increase hours in patient care ↑ from 0%	25.0%	3.8% ↓ from 17.6%
⊖ Decrease hours in patient care no change	0.0%	5.1% ↑ from 2.7%
🚫 Transition to a non-direct service role no change	0.0%	0.0%

⚠ Prior to the pandemic, Indiana addiction counselors planned to increase hours, but post-pandemic, the workforce plans to continue as they are or decrease hours.

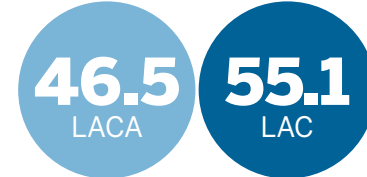
What is the racial composition of Indiana Addiction Counselors?



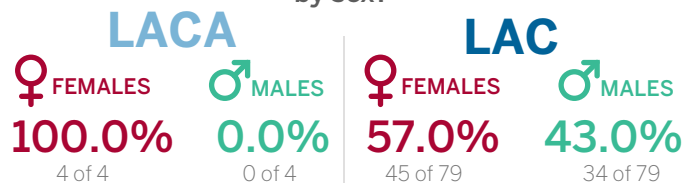
How many Indiana Addiction Counselors identify as Hispanic/Latino?



What is the average age of Indiana Addiction Counselors?



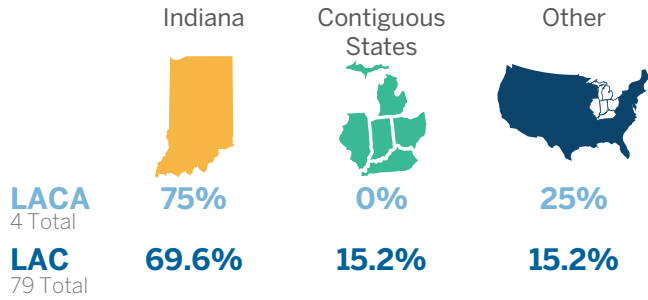
Who are Indiana Addiction Counselors by sex?



Note: Trends in the LACA license are unavailable prior to 2020 renewal due to the license being established in 2019.

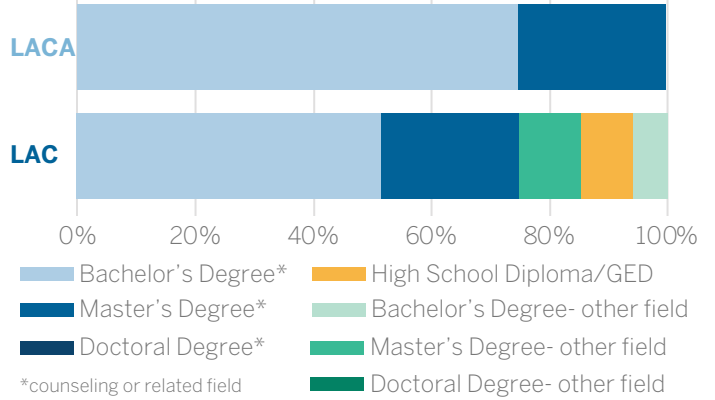
ADDICTION COUNSELORS (CONT.)

Where did Indiana Addiction Counselors receive their qualifying education?

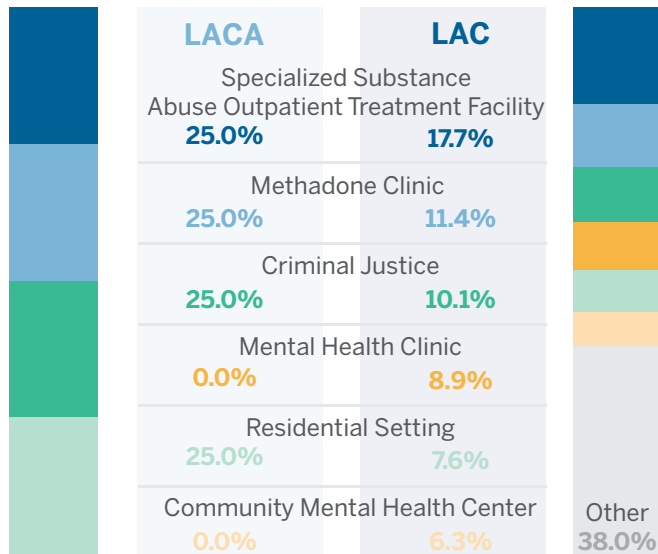


⚠ Most of Indiana's addiction counselors report receiving their qualifying education in Indiana.

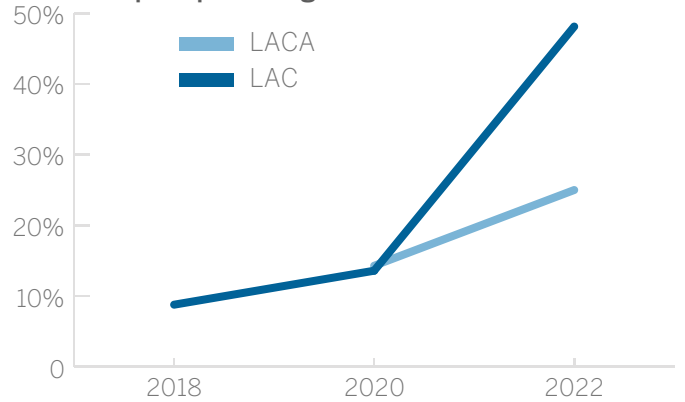
What do Indiana Addiction Counselors report as their highest level of education?



What are Indiana Addiction Counselors' top practice settings?

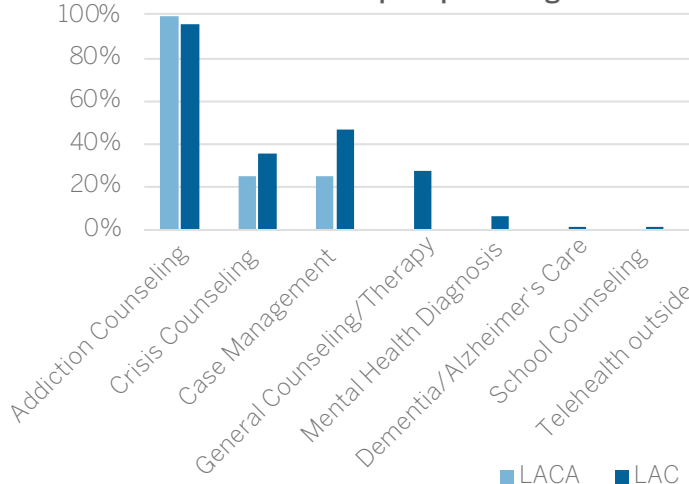


What proportion of Indiana's Addiction Counselors report providing telehealth services?

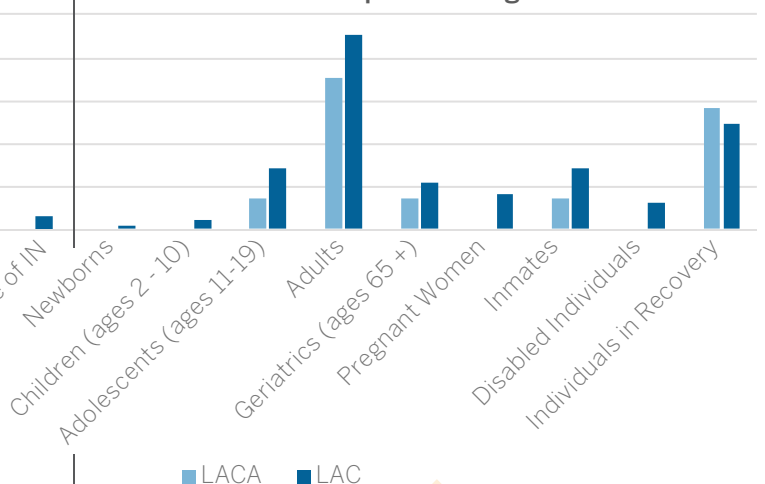


⚠ Addiction counselors reported broader adoption of telehealth post-pandemic.

What Health Care Services do Indiana Addiction Counselors report providing?



Which Populations do Indiana Addiction Counselors report serving?



⚠ Most addiction counselors report serving adults, but some special populations (such as adolescents, pregnant women, and individuals in recovery) may have less access to these professionals.

CLINICAL ADDICTION COUNSELORS

Licensed Clinical Addiction Counselor Associate (LCACA)

Licensed Clinical Addiction Counselor (LCAC)

How are these professionals trained and what do they do?



Master's degree or higher in addiction counseling, addiction therapy, or a related area (IC 25-23.6-10.5-4)

EDUCATION



As a part of education program: 700 hours of clinical addiction counseling services and that must include 280 face-to-face client contact hours of addiction counseling services (IC 25-23.6-10.5-6); **Two years of clinical addiction counseling experience (200 supervised hours) (IC 25-23.6-10.5-7) (LCAC only)**

TRAINING

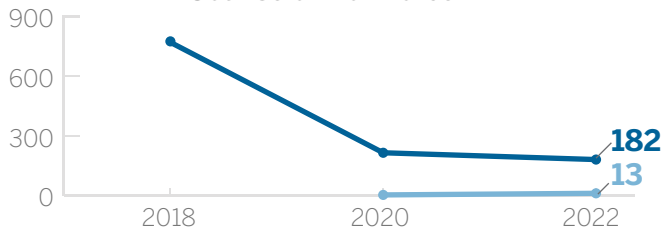


Conduct structured interviews, assist in treatment planning, refer for assessment/diagnosis/evaluation/therapy, provide education, participate in team-based treatments, provide counseling, psychotherapy and diagnosis (IC 25-23.6-1-5.7)

PRACTICE

Must be under supervision (LCACA only)

What are the trends in the Indiana Clinical Addiction Counselor workforce?



LCACA

LCAC

— Total in Indiana's Workforce*

— Total in Indiana's Workforce*

*Denotes individuals actively practicing and who report this license as their primary license type from 2020 forward.

What are Indiana Clinical Addiction Counselors' reported employment plans for the next two years?

↑=up ↓=down

LCACA

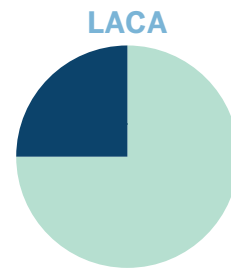
LCAC

✔ Continue as you are	84.6% ↓ from 100% 2020	82.5% ↓ from 82.9% 2020
⊕ Increase hours in patient care	7.7% ↑ from 0%	8.2% ↓ from 12%
⊖ Decrease hours in patient care	0.0% no change	4.4% ↑ from 4.2%
⌘ Transition to a non-direct service role	7.7% ↑ from 0%	1.1% ↑ from 0%

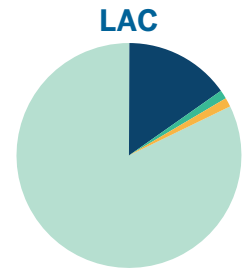


Beginning in 2020, only LCAC/As with multiple licenses who reported this as their primary license were included in the reporting sample for clinical addiction counselors. This resulted in the significant decline in practicing clinical addiction counselors in Indiana, as they were primarily working under another behavioral health license.

What is the racial composition of Indiana Clinical Addiction Counselors?



White
Black or African American
Asian
Multiracial



Native Hawaiian/Pacific Islander
American Indian or Alaska Native
Some Other Race

How many Indiana Clinical Addiction Counselors identify as Hispanic/Latino?

LCACA

LCAC

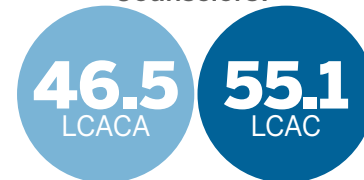
25%

3.8%

1 out of 4 LCACAs

3 out of 79 LCACs

What is the average age of Indiana Clinical Addiction Counselors?



46.5
LCACA

55.1
LCAC

Who are Indiana Clinical Addiction Counselors by sex?

LCACA

LCAC

♀ FEMALES
85.0%
11 of 13

♂ MALES
15.0%
2 of 13

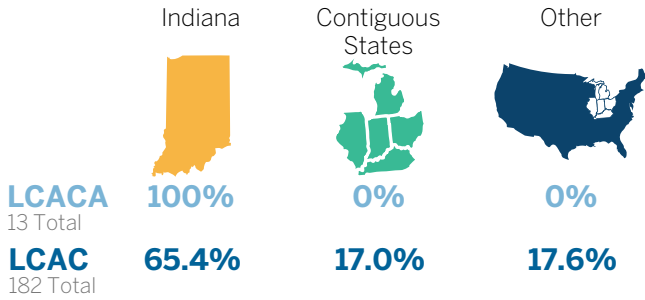
♀ FEMALES
62.0%
113 of 182

♂ MALES
38.0%
69 of 182

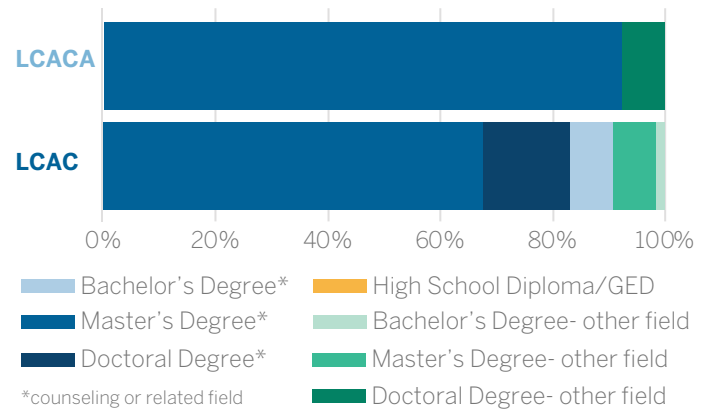
Note: Trends in the LACA license are unavailable prior to 2020 renewal due to the license being newly established 2019.

CLINICAL ADDICTION COUNSELORS (CONT.)

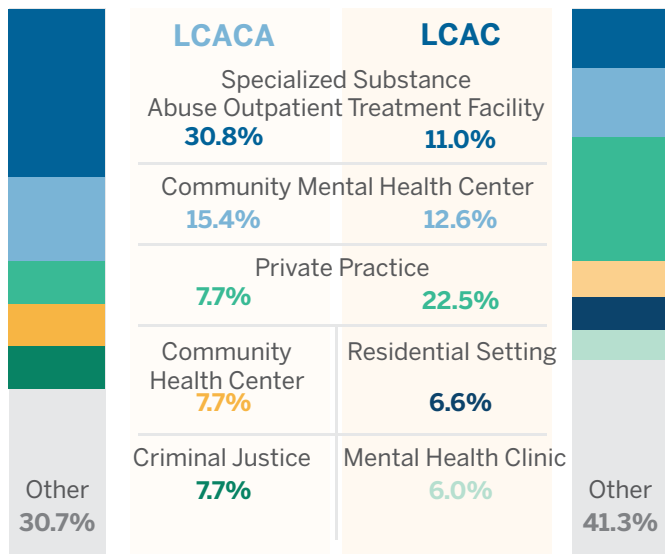
Where did Indiana Clinical Addiction Counselors receive their qualifying education?



What do Indiana Clinical Addiction Counselors report as their highest level of education?

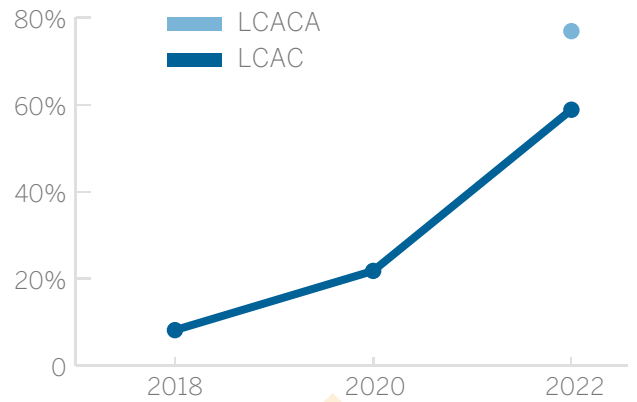


What are Indiana Clinical Addiction Counselors' top practice settings?



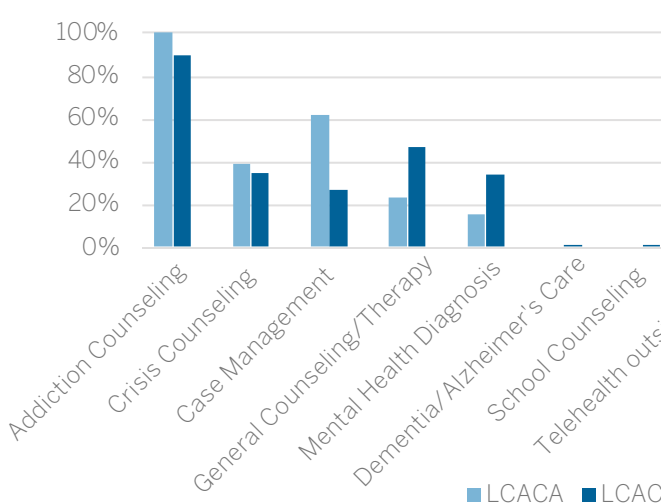
⚠ The top practice setting for LCACs is private practice.

What proportion of Indiana's Clinical Addiction Counselors report providing telehealth services?

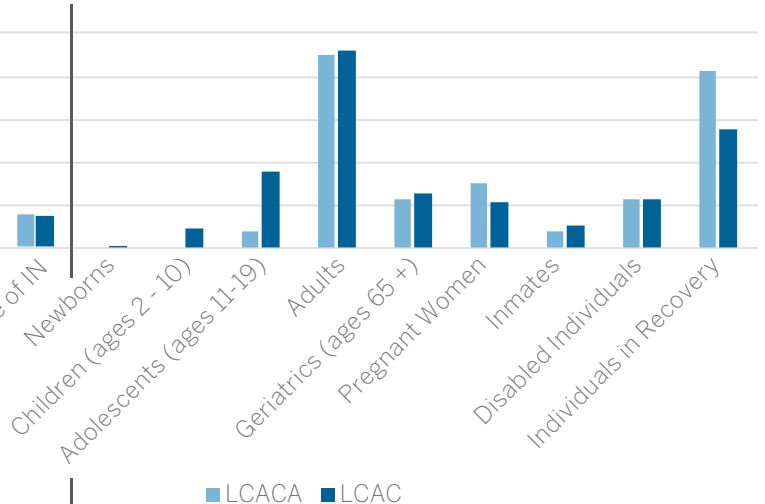


⚠ Most of Indiana's clinical addiction counselors report receiving their qualifying education in Indiana. A large proportion of clinical addiction counselors report holding a doctoral degree.

What Health Care Services do Indiana Clinical Addiction Counselors report providing?



Which Populations do Indiana Clinical Addiction Counselors report serving?



SOCIAL WORKERS

Bachelor Social Worker (LBSW)

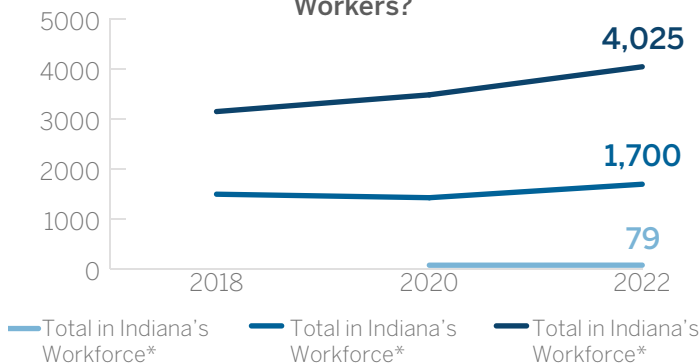
Social Workers (LSW)

Clinical Social Worker (LCSW)

How are these professionals trained and what do they do?

	Bachelor's degree in social work some individuals may have qualified alternatively under grandfathered provisions. (IC 25-23.6-5-1.5)	Master's degree in Social Work (IC 25-23.6-5-1) (unless grandfathered)	Master's degree in Social Work (IC 25-23.6-5-1) (unless grandfathered) with coursework in direct clinical patient or clinic health care services
EDUCATION			
TRAINING	N/A	N/A	TWO years of paid clinical social work experience under supervision. Up to 50% may be virtual (IC 25-23.6-5-3.5; 839 IAC 1-3-2) (LCSW only)
PRACTICE	Practice of social work, but at the level of knowledge expected upon completion of a bachelor's degree in social work, including planning, administration, and research for community social services delivery systems at a generalist level (IC 25-23.6-1-8 (c))	Provides professional services that are designed to effect change in human behavior, emotional responses, and social conditions. Planning, administration, and research for community social services delivery system. NO psychotherapy or diagnosis (IC 25-23.6-1-8)	Provides professional services to assist individuals in obtaining social and health services, use appraisal instruments, counsel, use psychotherapeutic techniques, and provide a mental health diagnosis. (IC 25-23.6-1-6)

What are the trends in licensing among Indiana Social Workers?



*Denotes individuals actively practicing and who report this license as their primary license type from 2020 forward.

What are Indiana Social Workers' reported employment plans for the next two years?

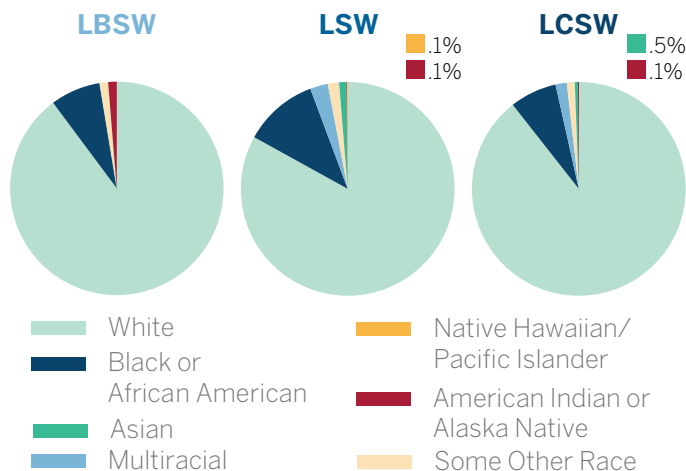
	LBSW	LSW	LCSW
Continue as you are	86.1% ↓ from 93.6%	90.5% ↓ from 90.5%	89.0% ↑ from 88.4%
Increase hours in patient care	10.1% ↑ from 5.1%	5.8% ↓ from 7.7%	6.0% ↓ from 7.8%
Decrease hours in patient care	1.3% no change	1.4% ↑ from 1.0%	3.3% ↑ from 3.2%
Transition to a non-direct service role	1.3% ↑ from 0%	0.3% ↑ from 0%	0.3% ↑ from .1%

⚠️ The number of active licenses and practicing professionals with an LBSW is low in comparison to the number of individuals who graduate annually with a bachelor of social work (n=705 graduates in 2020). This is likely because many individuals are pursuing master's degrees, but may also be due to other factors, (such as lack of awareness of this new license –enacted in 2017– or lack of employment opportunities for these professionals. There are some licensing exemptions related specifically to BSW's that are working in organizations with DCS contracts, and Employers being unaware of licensing requirements for the BSW.

Note: Trends in the LBSW license are unavailable prior to 2020 renewal due to the license being newly enacted in 2017.

SOCIAL WORKERS (CONT.)

What is the racial composition of Indiana Social Workers?



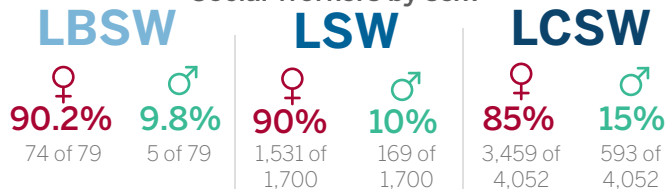
How many Indiana Social Workers identify as Hispanic/Latino?



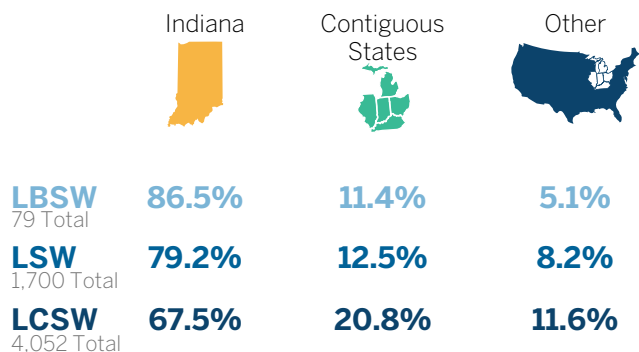
What is the average age of Indiana Social Workers?



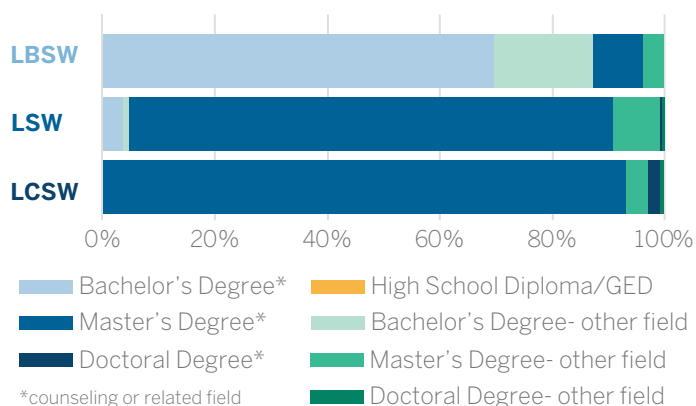
Who are Indiana Social Workers by sex?



Where did Indiana Social Workers receive their qualifying education?

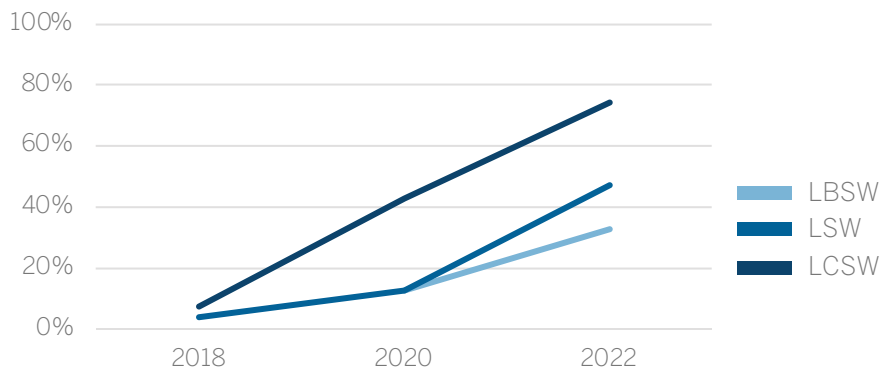


What do Indiana Social Workers report as their highest level of education?



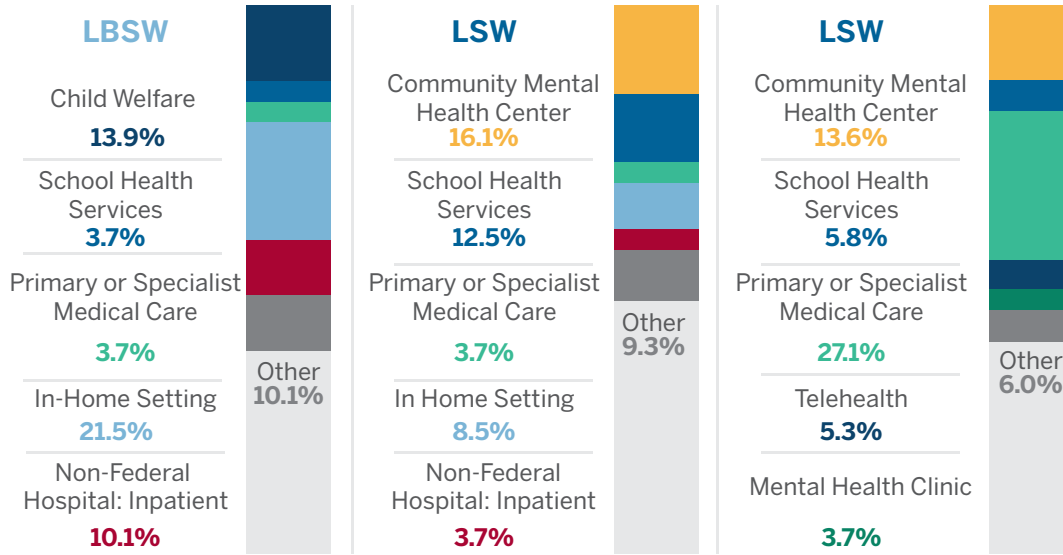
! The proportion of LBSWs trained in Indiana is greater than any other behavioral health profession.

What proportion of Indiana's Social Workers report providing telehealth services?

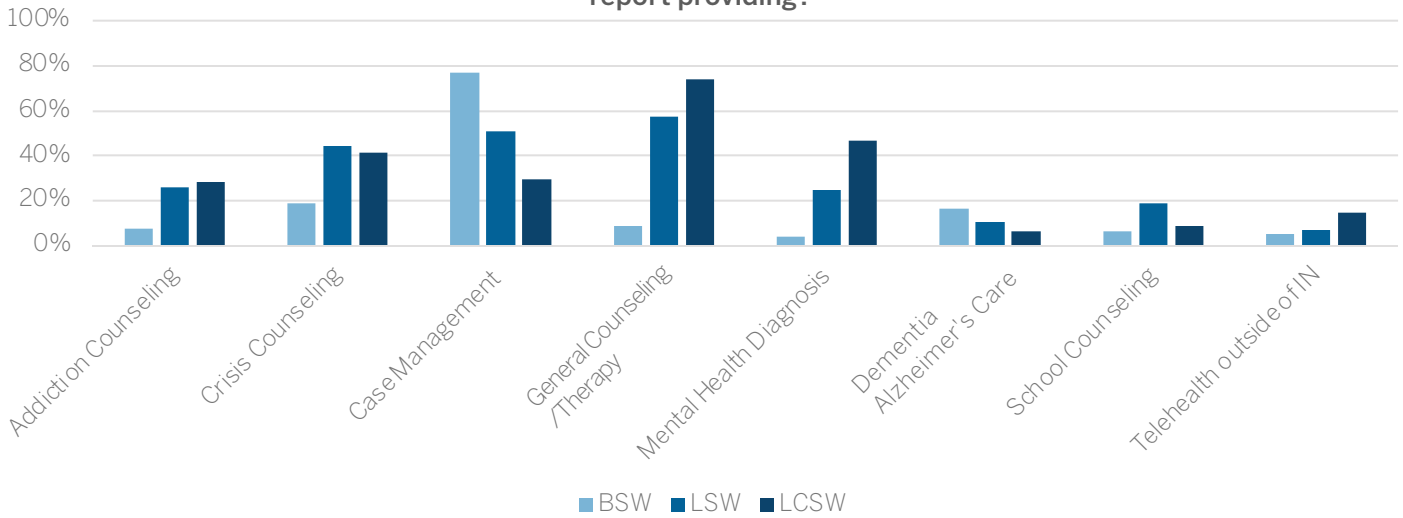


SOCIAL WORKERS (CONT.)

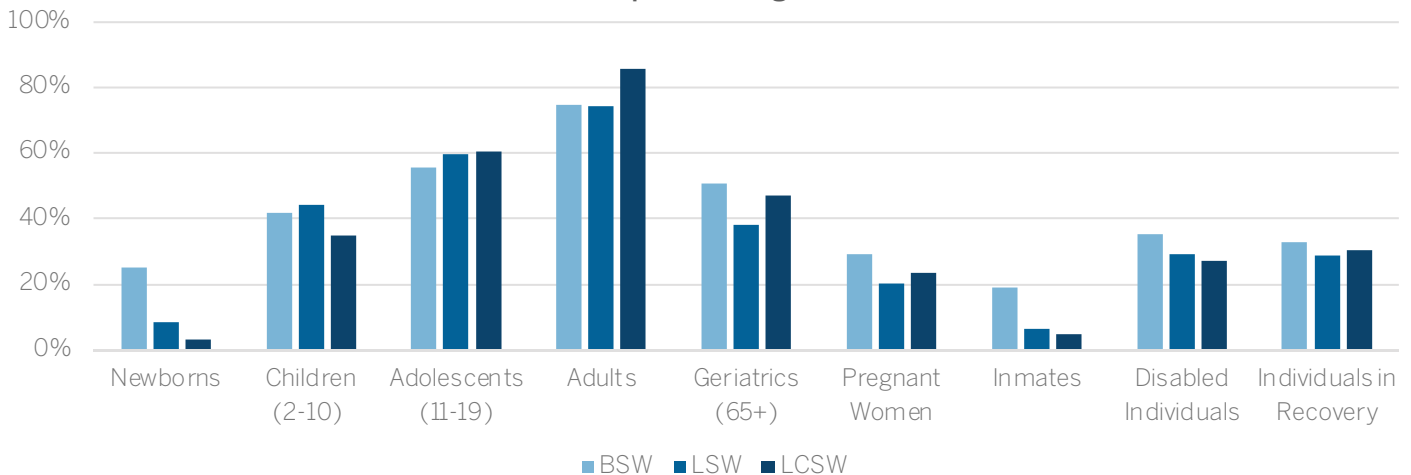
What are Indiana Social Workers' top practice settings?



What Health Care Services do Indiana Social Workers report providing?



Which Populations do Indiana Social Workers report serving?



The top service being provided by LBSWs is case management. The top service reported by social workers (both LSW and LCSW) is general counseling/therapy. Social workers serve a wide variety of populations.

MARRIAGE AND FAMILY THERAPISTS

Marriage and Family Therapist Associate (LMFTA)

Marriage and Family Therapist (LMFT)

How are these professionals trained and what do they do?



Master's degree or higher in Marriage and Family Therapy or related field. (IC 25-23.6-8-1.5)

EDUCATION

As a part of education: Supervised clinical practicum, internship or field experience in a family counseling setting including 500 hours of marriage and family services and 100 hours of supervision (IC 25-23.6-8-2.5)



TRAINING

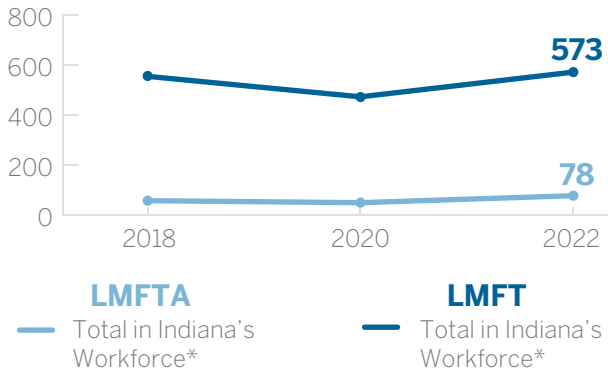
Two years post-degree clinical experience including 1,000 hours of clinical experience, 200 hours of post degree clinical supervision (100 hours under individual supervision); 50% of supervised hours can be virtual (IC 25-23.6-8-2.7) (LMFT only)



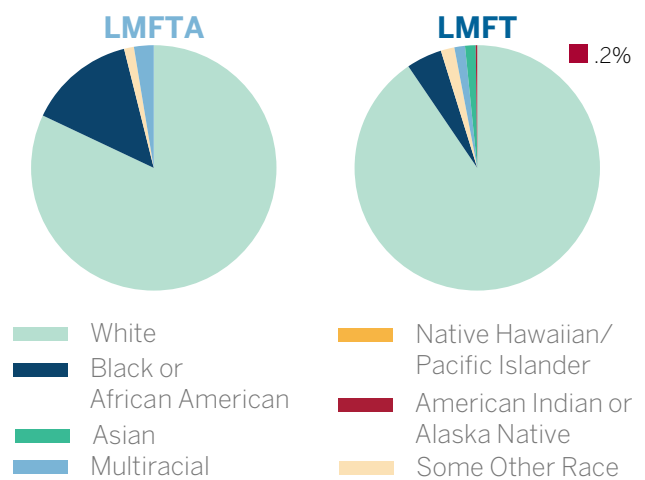
PRACTICE

Use of applied understanding of relational dynamics; appraisal instruments to evaluate individual, marital, or relational functioning; use of counseling and psychotherapeutic techniques to provide a mental health diagnosis and treatment (IC 25-23.6-1-7) **(under supervision – LMFTA only)**

What are the trends in licensing among Indiana Marriage and Family Therapists?

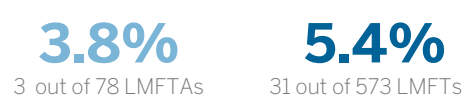


What is the racial composition of Indiana Marriage and Family Therapists?



*Denotes individuals actively practicing and who report this license as their primary license type from 2020 forward.


How many Indiana Marriage and Family Therapists identify as Hispanic/Latino?



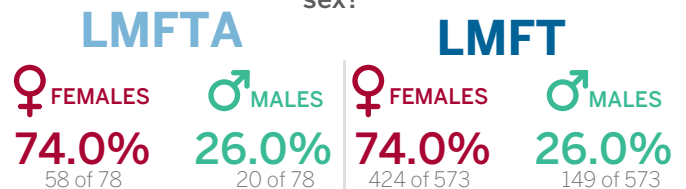
What are Indiana Marriage and Family Therapists reported employment plans for the next two years?

	LMFTA	LMFT
Continue as you are	75.6% ↑ from 58% 2020	86.6% ↑ from 83% 2020
Increase hours in patient care	24.4% ↓ from 37.9%	8.4% ↑ from 4.2%
Decrease hours in patient care	0.0% ↓ from 2.0%	3.3% ↓ from 12.2%
Transition to a non-direct service role	0.0% ↓ from 2.0%	0.4% ↑ from 0%

What is the average age of Indiana Marriage and Family Therapists?

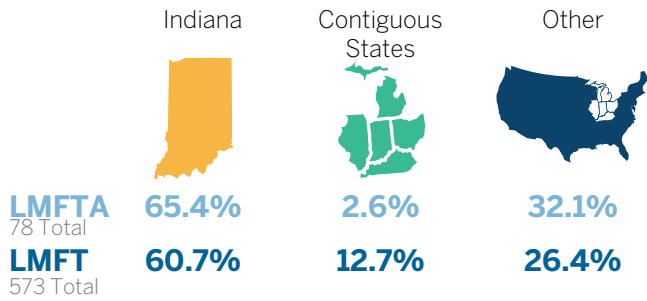


Who are Indiana Marriage and Family Therapists by sex?



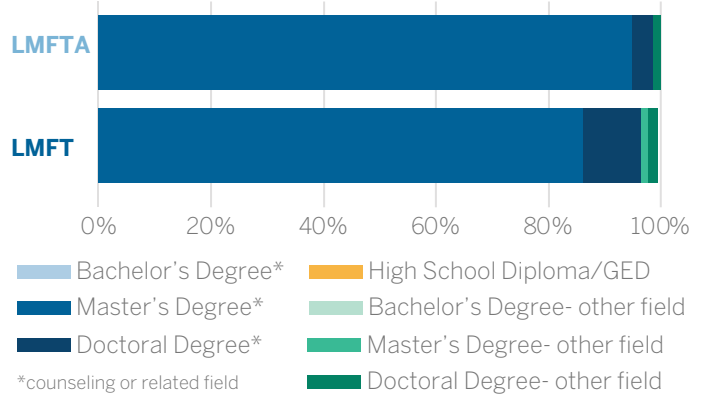
MARRIAGE AND FAMILY THERAPISTS (CONT.)

Where did Indiana Marriage and Family Therapists receive their qualifying education?

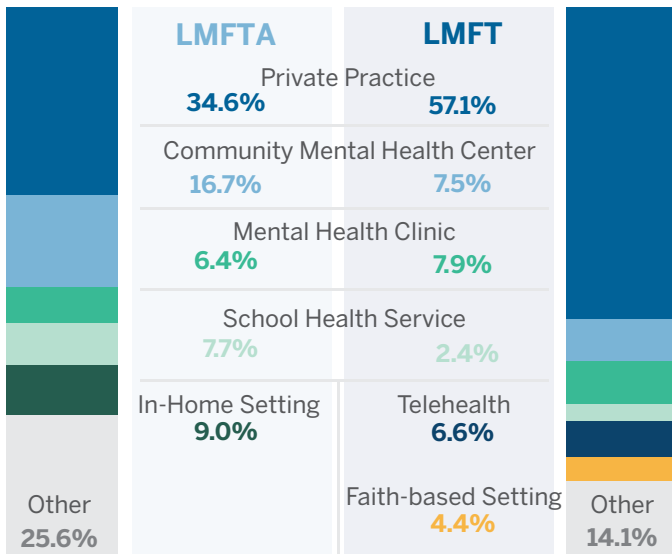


⚠ Many LMFTAs come to Indiana for clinical experience required for full licensure. A large proportion (over ¼) of Indiana's LMFTs were trained outside of Indiana or its contiguous states.

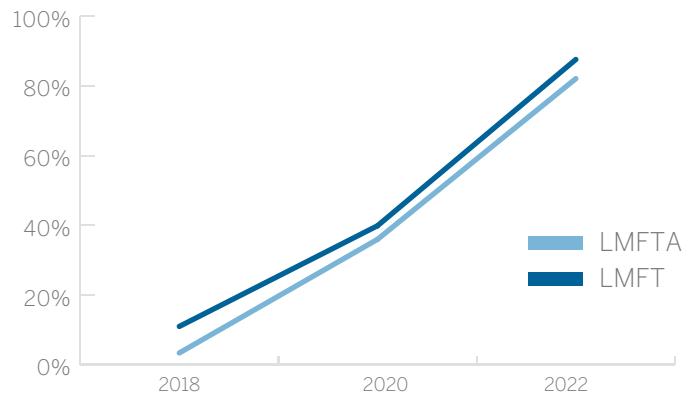
What do Indiana Marriage and Family Therapists report as their highest level of education?



What are Indiana Marriage and Family Therapists' top practice settings?

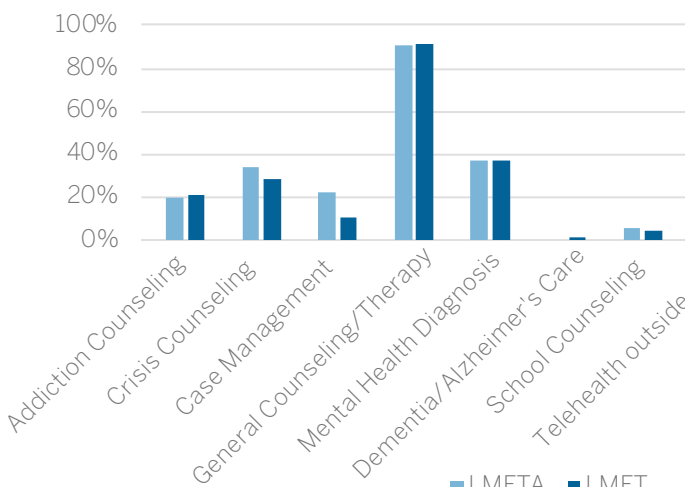


What proportion of Indiana's Marriage and Family Therapists report providing telehealth services?

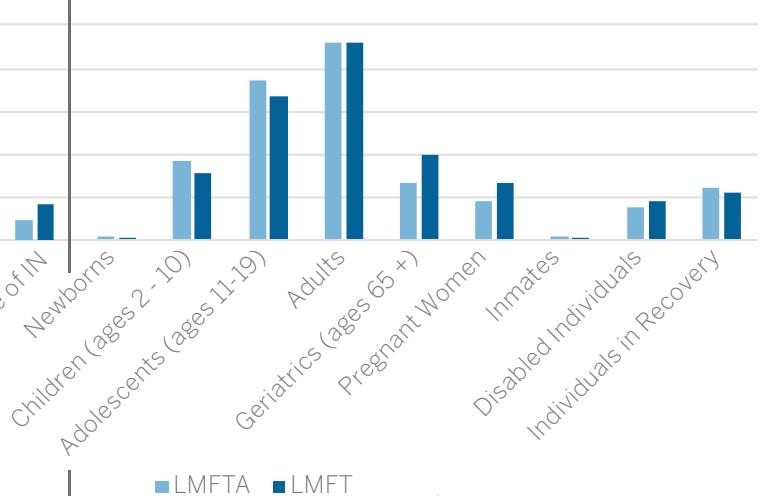


⚠ Most LMFTs work in private practice, but many associates receive training in community mental health center settings.

What Health Care Services do Indiana Marriage and Family Therapists counselors report providing?



Which Populations do Indiana Marriage and Family Therapists report serving?



⚠ Most LMFTs serve adult populations, but many also serve adolescents and children.

MENTAL HEALTH COUNSELORS

Mental Health Counselor Associate (LMHCA)

Mental Health Counselor (LMHC)

How are these professionals trained and what do they do?

Master's degree or doctoral degree in Counseling or related field. (IC 25-23.6-8.5-1.5)

As a part of education: At least one experience of at least 700 hours (100-hour practicum and 600-hour internship, with at least 66 hours of face-to-face supervision) (IC 25-23.6-8.5-3)

Two years of mental health counseling experience that include 3,000 hours of post-clinical experience, 100 hours under supervision (IC 25-23.6-8.5-4) (LMHC only)

Use of counseling and psychotherapeutic techniques, mental health diagnosis and counseling treatment, administering appraisal instruments, individual and group techniques, functional assessments, research, etc. (IC 25-23.6-1-7.5) **(under supervision – LMHCA only)**



EDUCATION

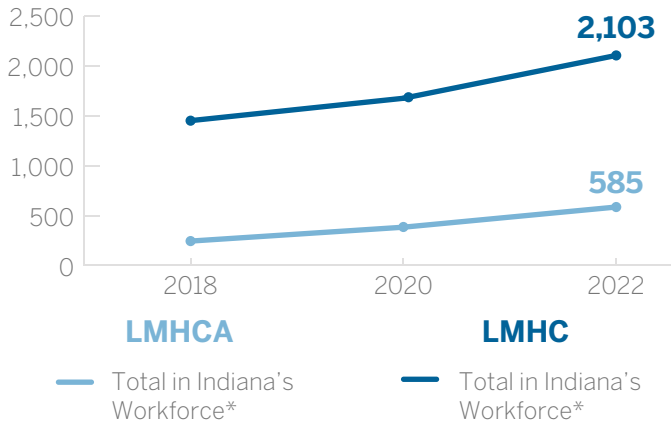


TRAINING



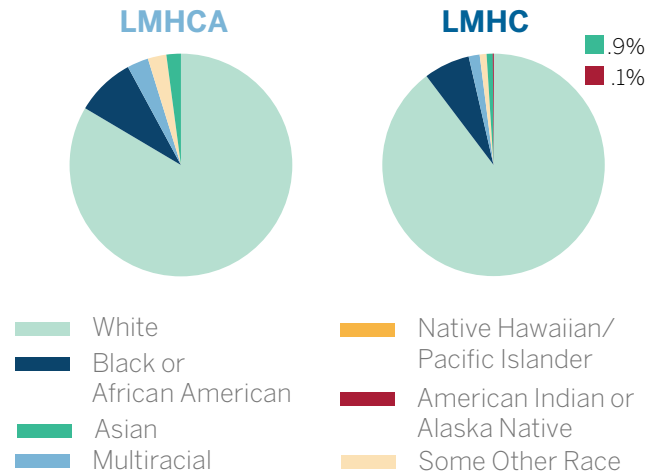
PRACTICE

What are the trends in licensing among Indiana Mental Health Counselors?



*Denotes individuals actively practicing and who report this license as their primary license type from 2020 forward.

What is the racial composition of Indiana Mental Health Counselors?



How many Indiana Mental Health Counselors identify as Hispanic/Latino?

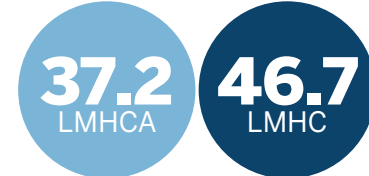


What are Indiana Mental Health Counselors' reported employment plans for the next two years?


	LMHCA	LMHC
Continue as you are	82.2% ↑ from 78.6% 2020	86.0% ↓ from 90.6% 2020
Increase hours in patient care	15.0% ↓ from 19.3%	8.9% ↑ from 3.6%
Decrease hours in patient care	1.5% ↑ from 1.3%	4.0% ↑ from 3.1%
Transition to a non-direct service role	0.2% ↓ from 0.3%	0.3% ↑ from 0.2%

! A greater proportion of LMHCs plan to increase their hours in patient care compared to previous years.

What is the average age of Indiana Mental Health Counselors?

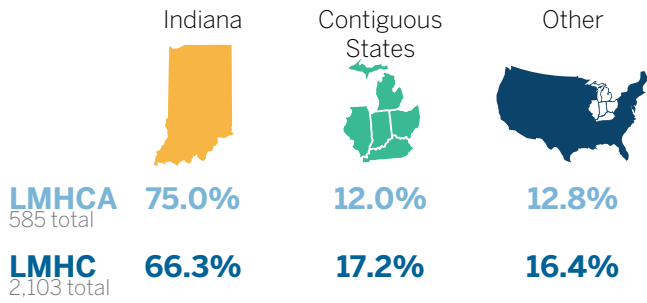


Who are Indiana Mental Health Counselors by sex?

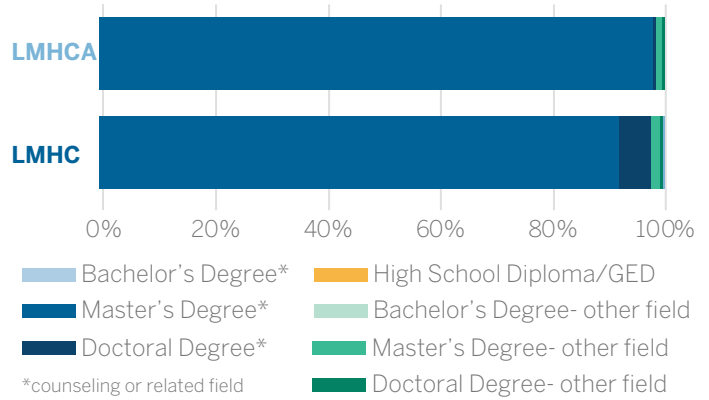


MENTAL HEALTH COUNSELOR (CONT.)

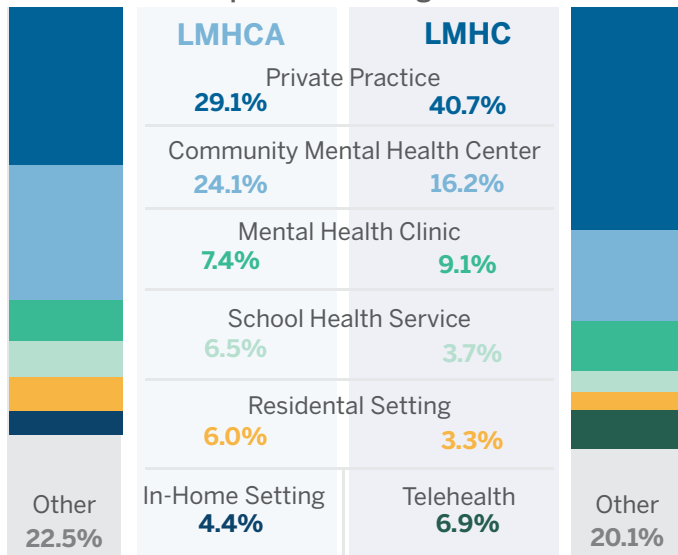
Where did Indiana Mental Health Counselors receive their qualifying education?



What do Indiana Mental Health Counselors report as their highest level of education?

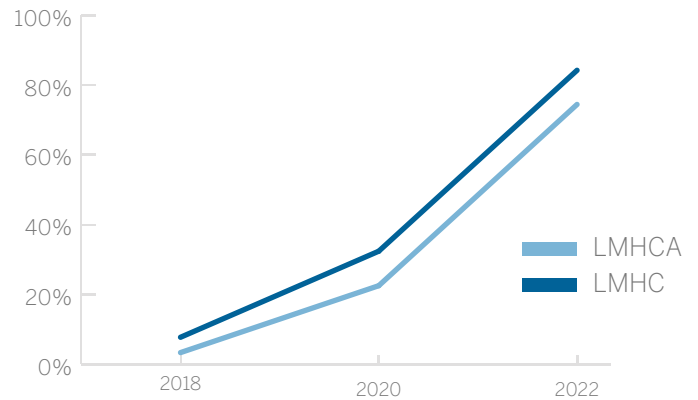


What are Indiana Mental Health Counselors' top practice settings?

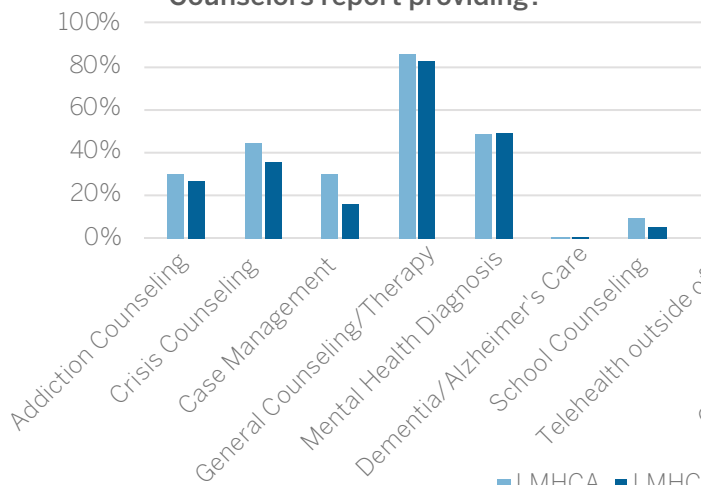


! The top practice setting for LMHCs is private practice. Private practice is explicitly listed as a potential setting for LMHCs in statute.

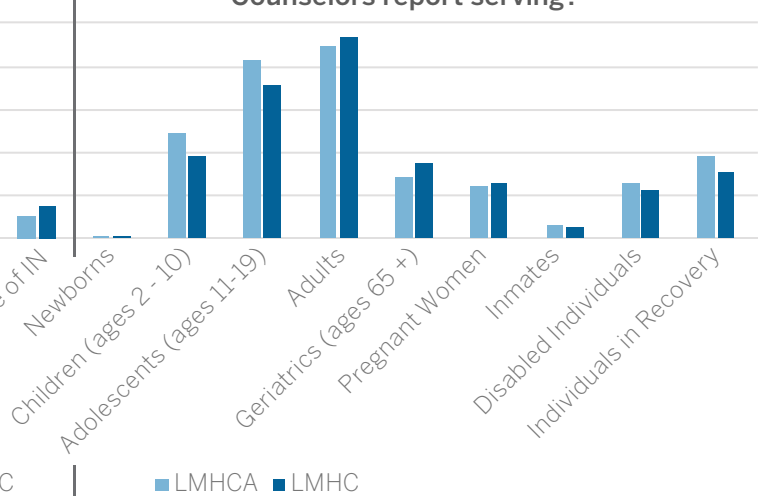
What proportion of Indiana's Mental Health Counselors report providing telehealth services?



What Health Care Services do Indiana Mental Health Counselors report providing?



Which Populations do Indiana Mental Health Counselors report serving?



PSYCHIATRIC PROVIDERS

Psychiatric APRN*

*Nurse Practitioners (NP) or Clinical Nurse Specialists (CNS) reporting a practice specialty in psychiatry

Psychiatrist

How are these professionals trained and what do they do?



RN license and completion of a graduate, postgraduate, or doctoral APRN program (848 IAC 4). For prescriptive authority: at least 2 hrs. of graduate-level pharmacology & 30 contact hours of continuing education plus maintenance of appropriate national certification or equivalent (IC 25-23-19.5)



Must hold RN license; Otherwise not applicable



APRNs' scope of practice differs by APRN role; those with prescriptive authority must enter into a collaborative practice agreement with a licensed practitioner (IC 25-23-19.4)



Doctor of Medicine or Doctor of Osteopathy (844 IAC 4-4.5-3)

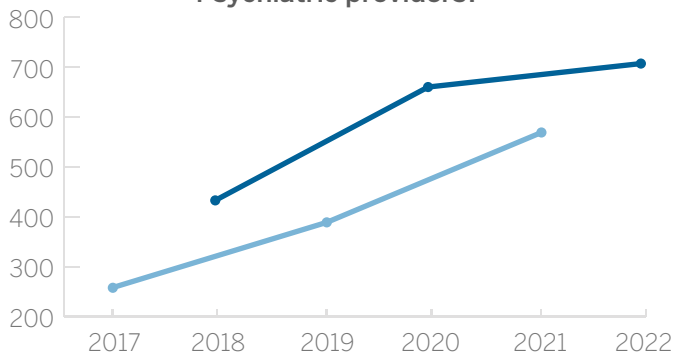


One year of postgraduate training in a hospital or institution (IC 25-22.5-3-1)



The diagnosis, treatment, correction, or prevention of any disease, ailment, defect, injury, infirmity, deformity, pain, or other condition of human beings.

What are the trends in licensing among Indiana Psychiatric providers?



Psychiatric APRN

— Total in Indiana's Workforce*

Psychiatrist

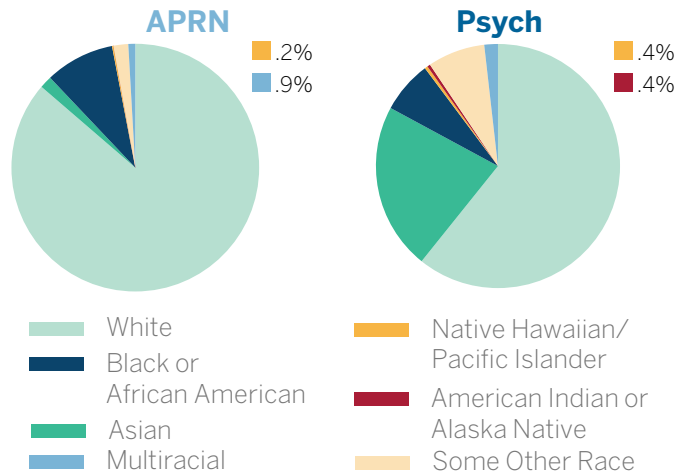
— Total in Indiana's Workforce*

*Denotes individuals actively practicing and who report this license as their primary license type from 2020 forward.




License counts Psychiatric APRN and Psychiatrist seem to be experiencing an upward trend.

What is the racial composition of Indiana Psychiatric providers



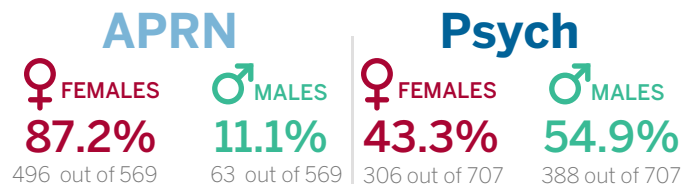
How many Indiana Psychiatric providers identify as Hispanic/Latino?



What is the average age of Indiana Psychiatric providers?

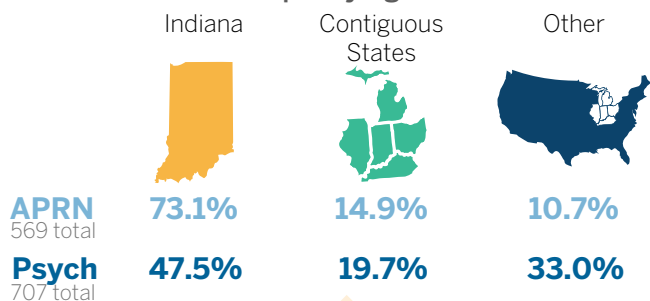


Who are Indiana Psychiatric providers by sex?



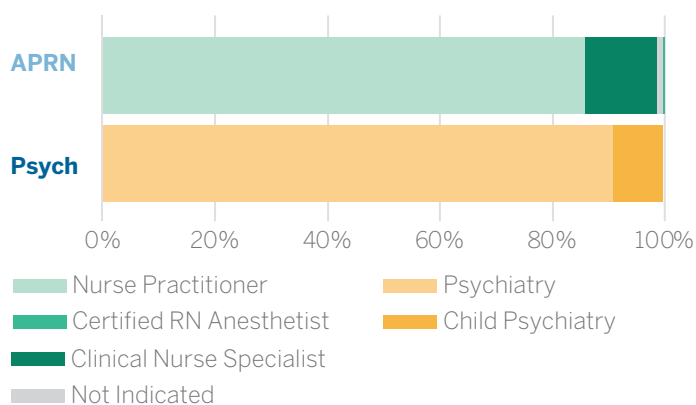
PSYCHIATRIC PROVIDERS (CONT.)

Where did Indiana Psychiatric providers receive their qualifying education?

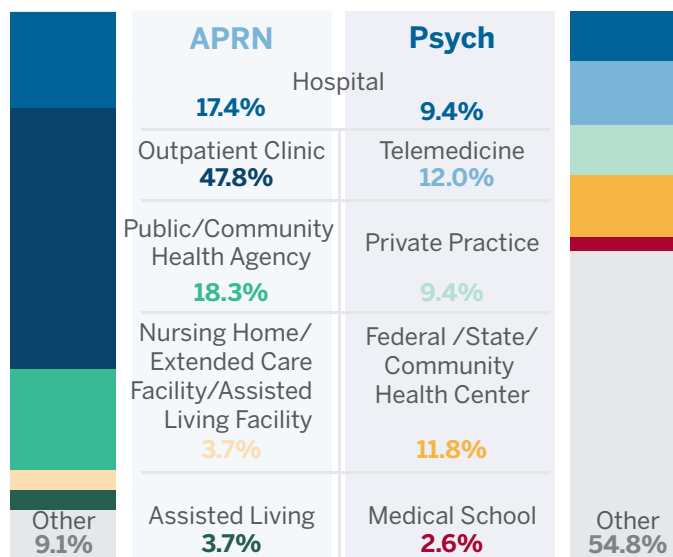


! Most of Indiana's Psychiatrist Providers report receiving their qualifying education in Indiana.

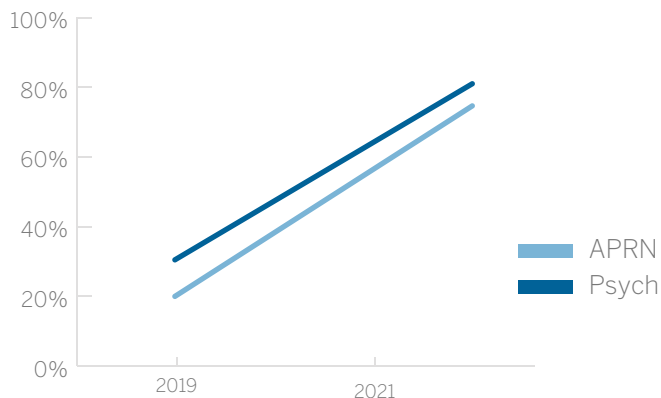
What are Indiana Psychiatric providers top specialties/roles?



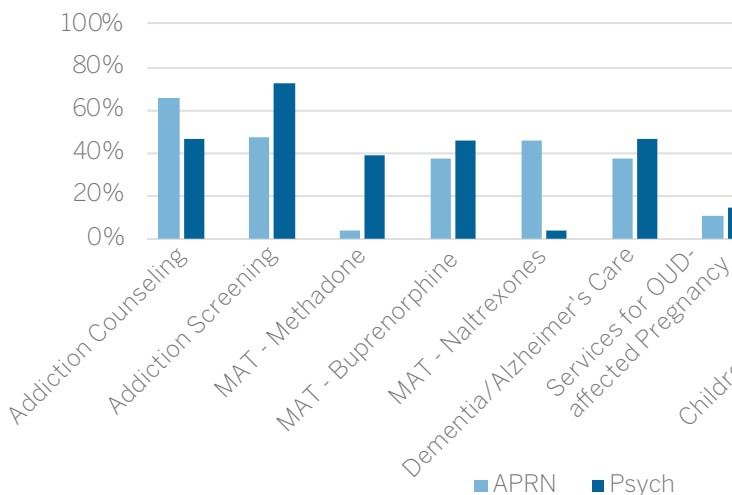
What are Indiana Psychiatric providers top practice settings?



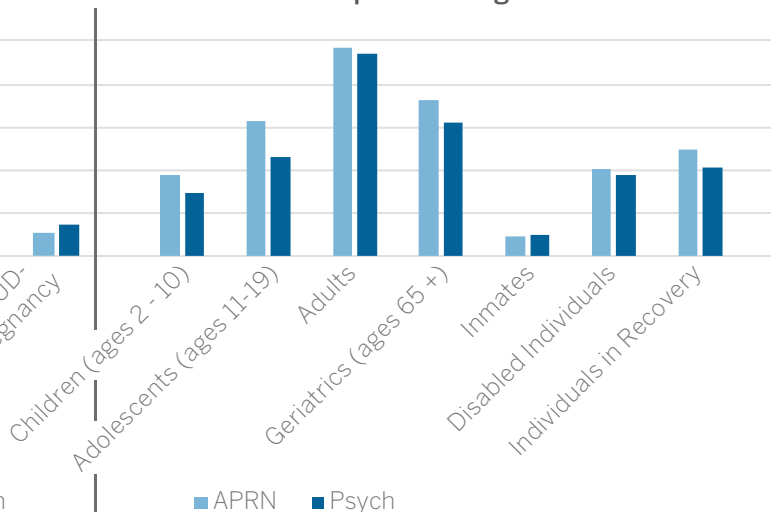
What proportion of Indiana's Psychiatric providers report providing telehealth services?



What Health Care Services do Indiana Psychiatric providers report providing?

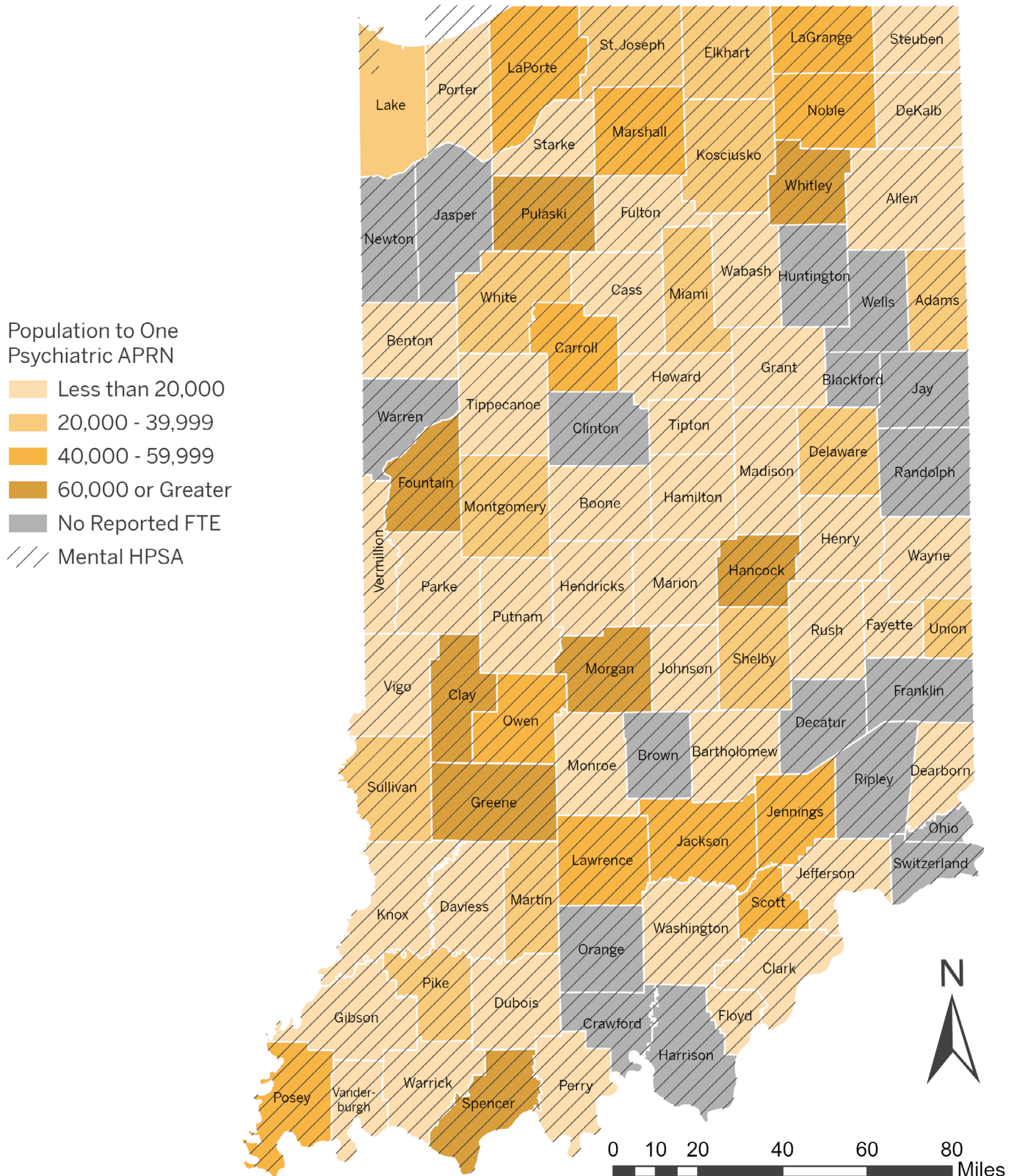


Which Populations do Indiana Psychiatric providers report serving?



INDIANA PSYCHIATRIC ADVANCED PRACTICE REGISTERED NURSES (APRN)

Capacity and Geographic Distribution





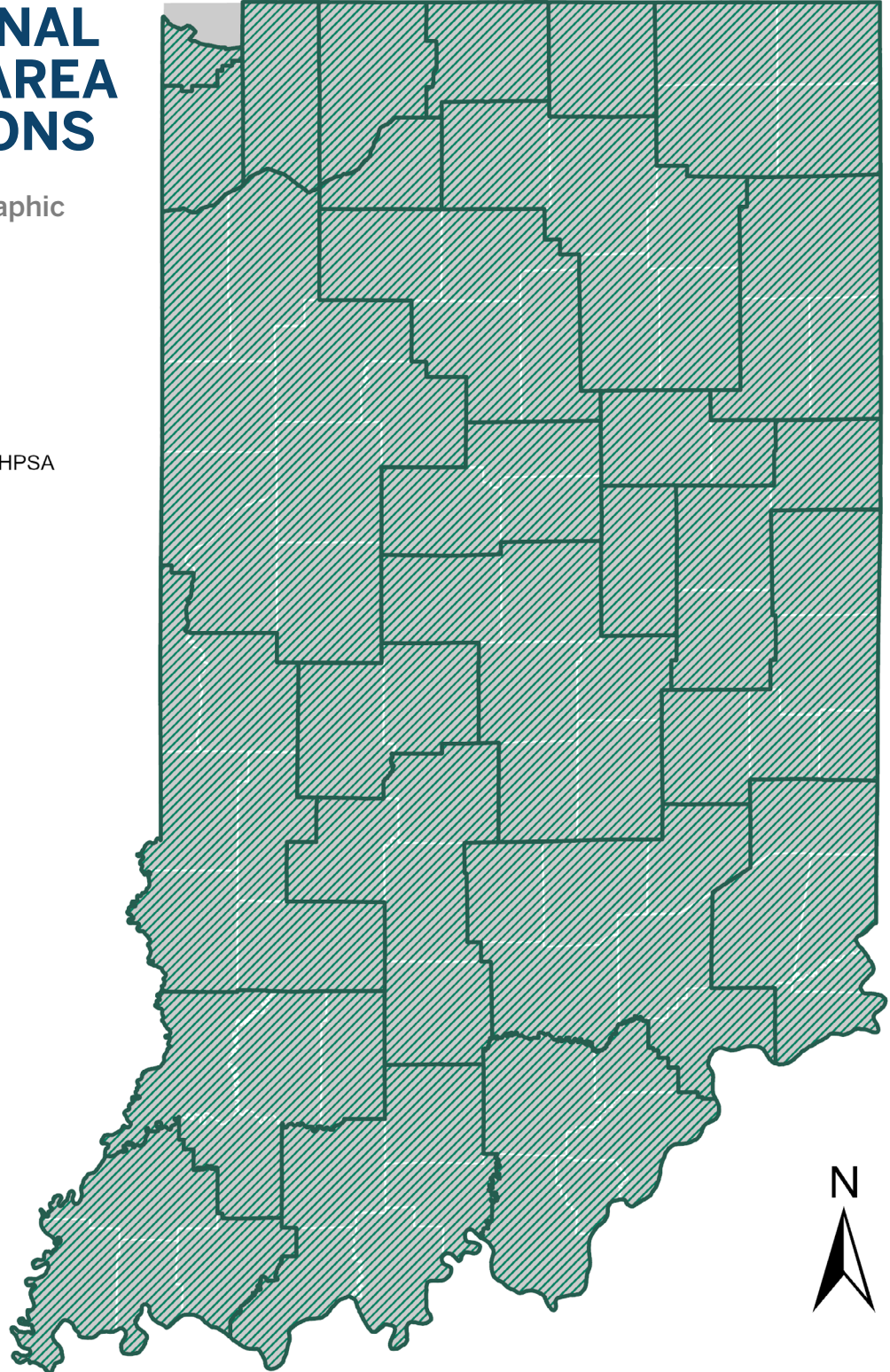
Source: 2021 Indiana Registered Nurse License Supplemental Survey Data; U.S. Census Bureau, 2016 - 2020 American Community Survey 5- Year Estimates.
 Note: Population-to-Provider FTE Ratios cannot be calculated for counties with no reported registered nurse FTE.

INDIANA MENTAL HEALTH PROFESSIONAL SHORTAGE AREA DESIGNATIONS

Capacity and Geographic
Distribution

Legend

-  Indiana Mental HPSA
-  Indiana County



0 10 20 30 40
Miles

Source: U.S. Census, 2023 County Shapefile; Health Resources & Sources Administration, Health Professional Shortage Area Designation Shapefile, 2024

ARE YOU A BEHAVIORAL HEALTH WORKER OR EMPLOYER?

CHECK OUT THE INDIANA WORKFORCE DEVELOPMENT INCENTIVE PROGRAMS THAT MAY BE AVAILABLE!

There are several federally funded, State-operated, and externally-housed incentive programs available to support the Indiana behavioral health workforce. Most of these programs incentivize service in rural and underserved areas or specialties in Indiana.

DID YOU KNOW?

Most federal and state opportunities require service in a shortage area. Check out whether your employer qualifies by reading the program eligibility requirements and exploring health professional shortage area designations in Indiana at: <https://data.hrsa.gov/tools/shortage-area/hpsa-find>



FEDERAL OPPORTUNITIES :

[National Health Service Corps \(NHSC\) Loan Repayment Programs](#)

Eligible Professions:

- Physician Allopathic (MD) or Osteopathic (DO)
 - Psychiatry
- Health Service Psychologist (HSP)
- Licensed Clinical Social Worker (LCSW)
- Psychiatric Nurse Specialist (PNS)
- Marriage and Family Therapist (MFT)
- Licensed Professional Counselor (LPC)
- Physician Assistant (PA)
 - Mental Health & Psychiatry
- Nurse Practitioner (NP)
 - Mental Health & Psychiatry

[Substance Use Disorder Treatment and Recovery Loan Repayment Program \(STAR LRP\)](#)

If accepted, the STAR LRP repays eligible educational loans in exchange for full-time service for six years at a STAR LRP-approved treatment facility.

[Behavioral or Mental Health Grants](#)

- Substance abuse prevention and treatment services
- Combined primary and behavioral health care services to groups of people in rural or high-need areas.



STATE OPPORTUNITIES:

- The Indiana Department of Health operates [Indiana's State Loan Repayment Program](#) which offers up to \$20,000 for a two-year service commitment to serve in certain geographies or settings throughout the state. Upon completion, participants may reapply one additional time, to receive an additional \$20,000 for another two-year commitment, for a total of \$40,000 for four years of service.



BEHAVIORAL HEALTH WORKFORCE POLICY HIGHLIGHTS

2022 SENATE ENROLLED ACT 365 - PSYCHOLOGY INTERJURISDICTIONAL COMPACT

What did it do?

- Psychologists from other compact-participating states can practice via telehealth and temporary in-person practice under their home state license. Additionally, Indiana psychologists are offered the same privileges in other compact-participating states.

2023 SENATE ENROLLED ACT 160 - PROFESSIONAL COUNSELORS LICENSURE COMPACT.

What does it do?

- Allow professional counselors to practice in Indiana under an out-of-state license if certain criteria are met

2023 SENATE ENROLLED ACT 1 - BEHAVIORAL HEALTH MATTERS.

What does it do?

- FSSA may apply for a Medicaid state plan amendment, a waiver, or an amendment to an existing waiver to:
 - Require reimbursement for eligible certified community behavioral health clinic services
 - Participate in the expansion of a community mental health services demonstration program
- Requires the division of mental health and addiction to establish and maintain a help line to provide confidential emotional support and referrals to certain resources to individuals who call the help line
- Establishes the Indiana behavioral health commission and sets forth the commission's membership.

2023 SENATE ENROLLED ACT 11 – MARRIAGE AND FAMILY THERAPISTS

What does it do?

- Modifies field experience requirements for marriage and family therapist or a therapist associate licenses

2023 SENATE ENROLLED ACT 350 – PROFESSIONAL LICENSING

What does it do?

- Disallows a local unit of government from regulating behavioral health and human services that are licensed or certified or exempted from licensure or certification by the behavioral health and human services licensing board.



PLAYBOOK

FOR ENHANCING INDIANA'S MENTAL & BEHAVIORAL HEALTH WORKFORCE

HAVE YOU HEARD ABOUT THE PLAYBOOK PROJECT?

The Bowen Center is spearheading a collaborative project focused on understanding Indiana's post-secondary pipeline to practice for mental and behavioral health workers and identifying opportunities to strengthen the workforce. More information can be found on the [Bowen Portal](#). A press release announcing the Playbook Project can be found [here](#). We are delighted to coordinate the Playbook Project through generous support from Lilly Endowment Inc.

ACKNOWLEDGEMENTS

COPYRIGHT

© Bowen Center for Health Workforce Research and Policy
Department of Family Medicine
Indiana University School of Medicine
1110 W. Michigan Street, Suite 200
Indianapolis, IN 46202

RECOMMENDED CITATION

2022 Indiana Behavioral Health Workforce Brief (2024). Bowen Center for Health Workforce Research and Policy. Indiana University School of Medicine

AUTHORED BY

Madison Bott, Policy Analyst
Courtney Medlock, Assistant Director of Policy and Strategy

CONTRIBUTIONS BY

Hannah L. Maxey, Director
Sierra Vaughn, Assistant Director of Data and Research
Yan Ge, Research Data Assistant

DESIGNED BY

Devan Gannon, Visual Communications Specialist

Please address any correspondence regarding this document to the Bowen Center via email at bowenctr@iu.edu or by phone at 317.278.4818.