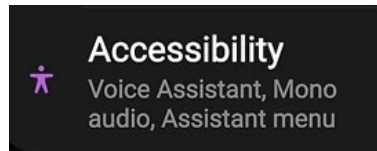


Have an Android device read text aloud:



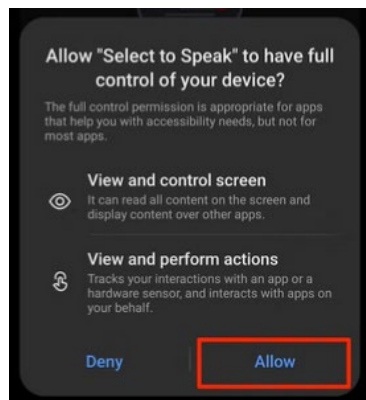
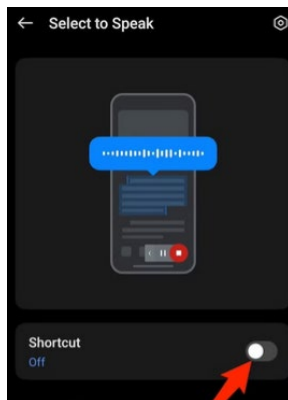
1) Go to the Settings app



2) Click Accessibility



3) Click Select to Speak



4) Turn on the Select to Speak shortcut. Then click "Allow" or "OK"

5) This "Accessibility" icon will appear at the bottom right side of the screen. Click it whenever you want to turn on Select to Speak.



6) Select the text that you want to read aloud.



7) Click in the center icon to pause or restart the voice. Use the arrows to move back or forward.